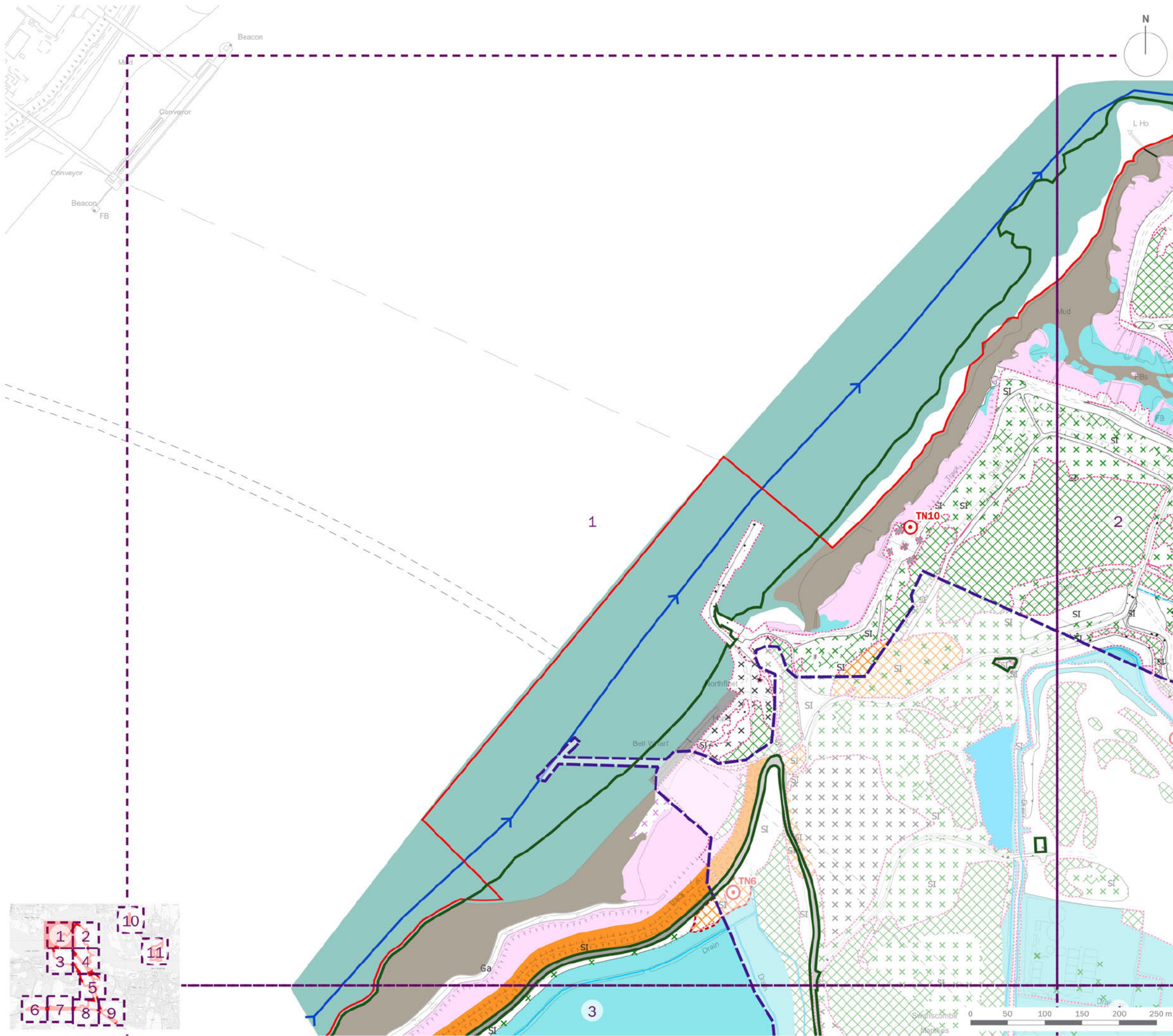


 Order Limits

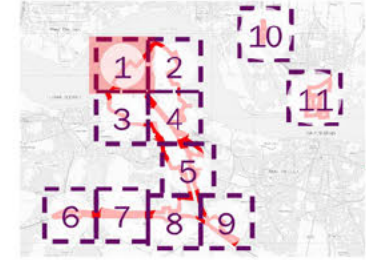
**DRAFT**

|                |  |             |
|----------------|--|-------------|
| client         | London Resort Company Holdings Limited |             |
| project title  | The London Resort                      |             |
| drawing title  | Figure 12.58: Habitat Impacts Plan     |             |
| date           | 25 JUNE 2021                           | drawn by GY |
| drawing number | edp5988_d174                           | checked JB  |
| scale          | 1:25,000 @ A3                          | QA          |





- Order Limits
- Built Development Boundary
- Swanscombe Peninsula SSSI
- Scattered Scrub
- Broadleaved Semi-natural Woodland
- Broadleaved Plantation Woodland
- Dense Continuous Scrub
- Tall Ruderal
- Arable
- Improved Grassland
- Poor Semi-improved Grassland
- Semi-improved Neutral Grassland
- Semi-improved Calcareous Grassland
- Matrix of Poor SI Grassland and Scattered Scrub
- Matrix of Poor SI Grassland and Tall Ruderal
- Matrix of Semi-improved Calcareous Grassland and Scattered Scrub
- Amenity Grassland
- Amenity Shrub Planting
- Ephemeral/short Perennial
- Marshy Grassland
- Saltmarsh
- Scattered Saltmarsh Vegetation
- Seaweed on Artificial Rocks
- Standing Water
- Moving Water (Tidal)
- Swamp
- Mud
- Marginal Vegetation
- Bare Ground
- Hardstanding
- Building
- Extent of Open Mosaic Habitat on Previously Developed Land
- Extent of Wetland Floodplain Mosaic (CFGM)
- Running Water (River Thames)
- River Ebbsfleet
- Wet Ditch
- Dry Ditch
- Fence
- Target Note



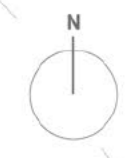
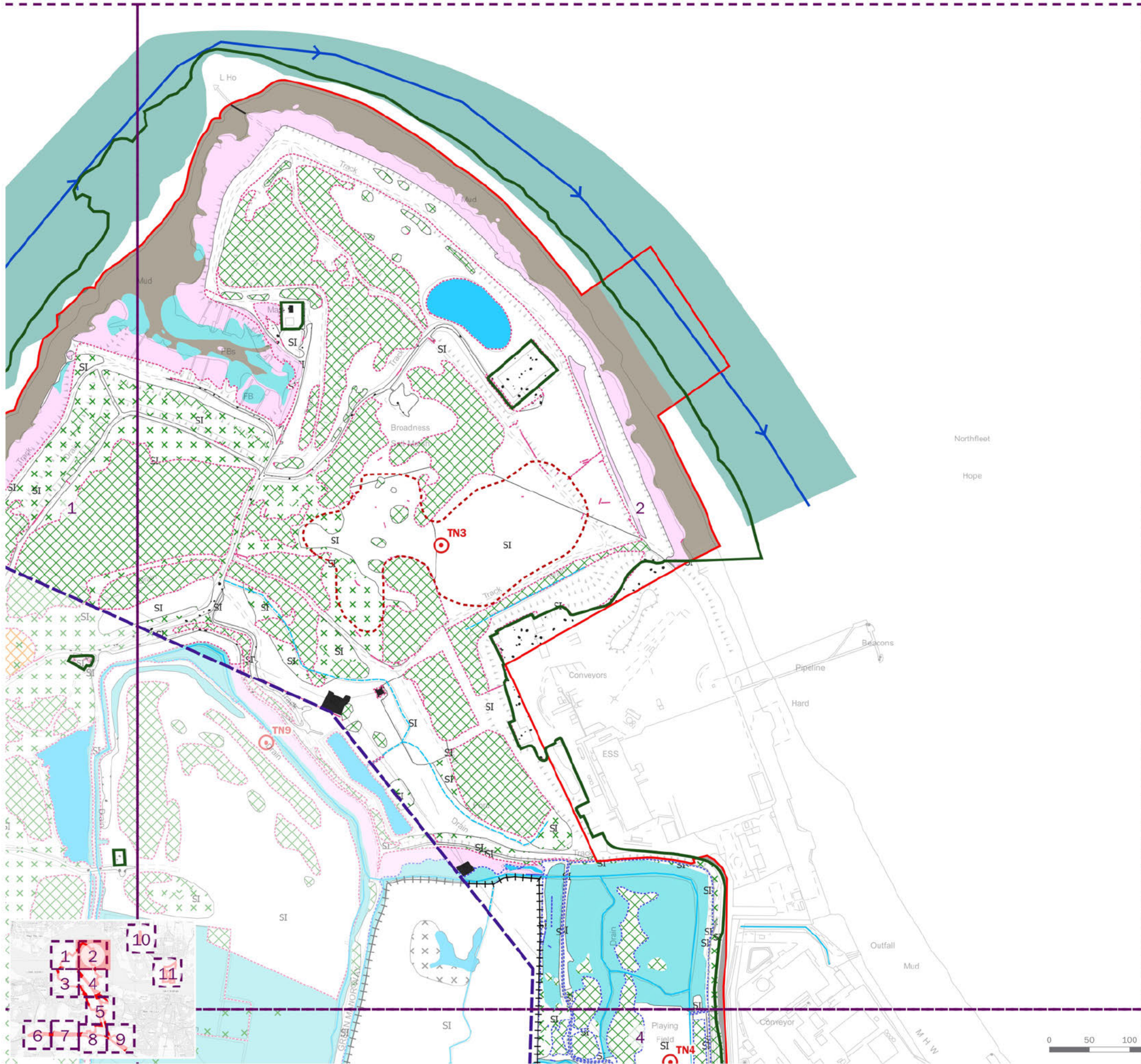
client  
**London Resort Company Holdings Limited**

project title  
**The London Resort**

drawing title  
**Figure 12.58: Habitat Impacts Plan (Sheet 1 of 11)**

date **25 JUNE 2021** drawn by **GY**  
drawing number **edp5988\_d174** checked **JB**  
scale **1:5,000 @ A3** QA





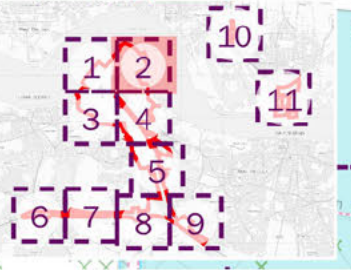
- Order Limits
- Built Development Boundary
- Swanscombe Peninsula SSSI
- Scattered Scrub
- Broadleaved Semi-natural Woodland
- Broadleaved Plantation Woodland
- Dense Continuous Scrub
- Tall Ruderal
- Arable
- Improved Grassland
- Poor Semi-improved Grassland
- Semi-improved Neutral Grassland
- Semi-improved Calcareous Grassland
- Matrix of Poor SI Grassland and Scattered Scrub
- Matrix of Poor SI Grassland and Tall Ruderal
- Matrix of Semi-improved Calcareous Grassland and Scattered Scrub
- Amenity Grassland
- Amenity Shrub Planting
- Ephemeral/short Perennial
- Marshy Grassland
- Saltmarsh
- Scattered Saltmarsh Vegetation
- Seaweed on Artificial Rocks
- Standing Water
- Moving Water (Tidal)
- Swamp
- Mud
- Marginal Vegetation
- Bare Ground
- Hardstanding
- Building
- Extent of Open Mosaic Habitat on Previously Developed Land
- Extent of Wetland Floodplain Mosaic (CFGM)
- Running Water (River Thames)
- River Ebbsfleet
- Wet Ditch
- Dry Ditch
- Fence
- Target Note

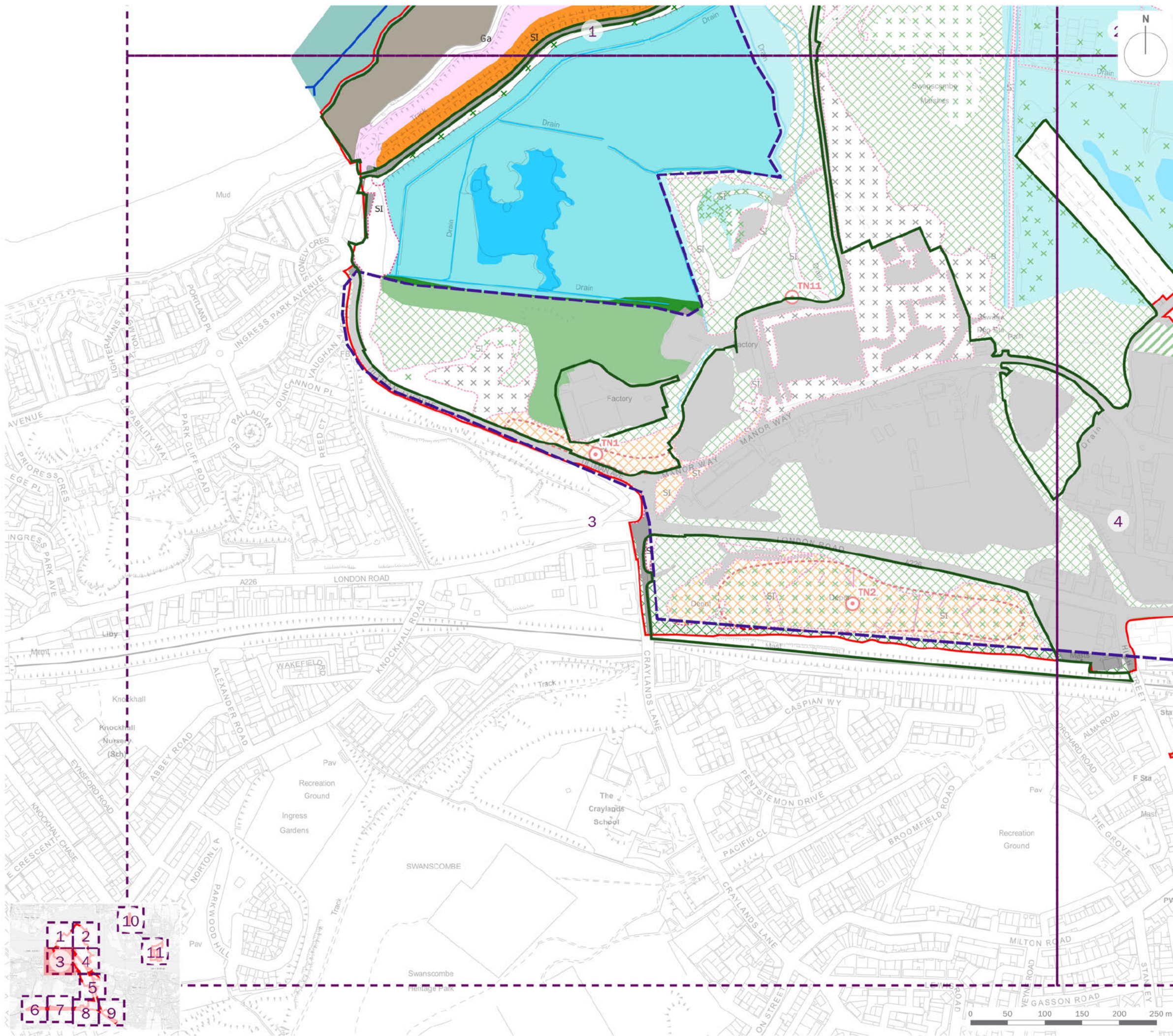
client  
**London Resort Company Holdings Limited**

project title  
**The London Resort**

drawing title  
**Figure 12.58: Habitat Impacts Plan (Sheet 2 of 11)**

date **25 JUNE 2021** drawn by **GY**  
drawing number **edp5988\_d174** checked **JB**  
scale **1:5,000 @ A3** QA





- Order Limits
- Built Development Boundary
- Swanscombe Peninsula SSSI
- x Scattered Scrub
- Broadleaved Semi-natural Woodland
- Broadleaved Plantation Woodland
- Dense Continuous Scrub
- Tall Ruderal
- A Arable
- I Improved Grassland
- SI Poor Semi-improved Grassland
- SI Semi-improved Neutral Grassland
- SI Semi-improved Calcareous Grassland
- SI Matrix of Poor SI Grassland and Scattered Scrub
- SI Matrix of Poor SI Grassland and Tall Ruderal
- SI Matrix of Semi-improved Calcareous Grassland and Scattered Scrub
- A Amenity Grassland
- Amenity Shrub Planting
- Ephemeral/short Perennial
- Marshy Grassland
- Saltmarsh
- Scattered Saltmarsh Vegetation
- Ga Seaweed on Artificial Rocks
- Standing Water
- Moving Water (Tidal)
- Swamp
- Mud
- Marginal Vegetation
- Bare Ground
- Hardstanding
- Building
- Extent of Open Mosaic Habitat on Previously Developed Land
- Extent of Wetland Floodplain Mosaic (CFGM)
- Running Water (River Thames)
- River Ebbsfleet
- Wet Ditch
- Dry Ditch
- Fence
- Target Note

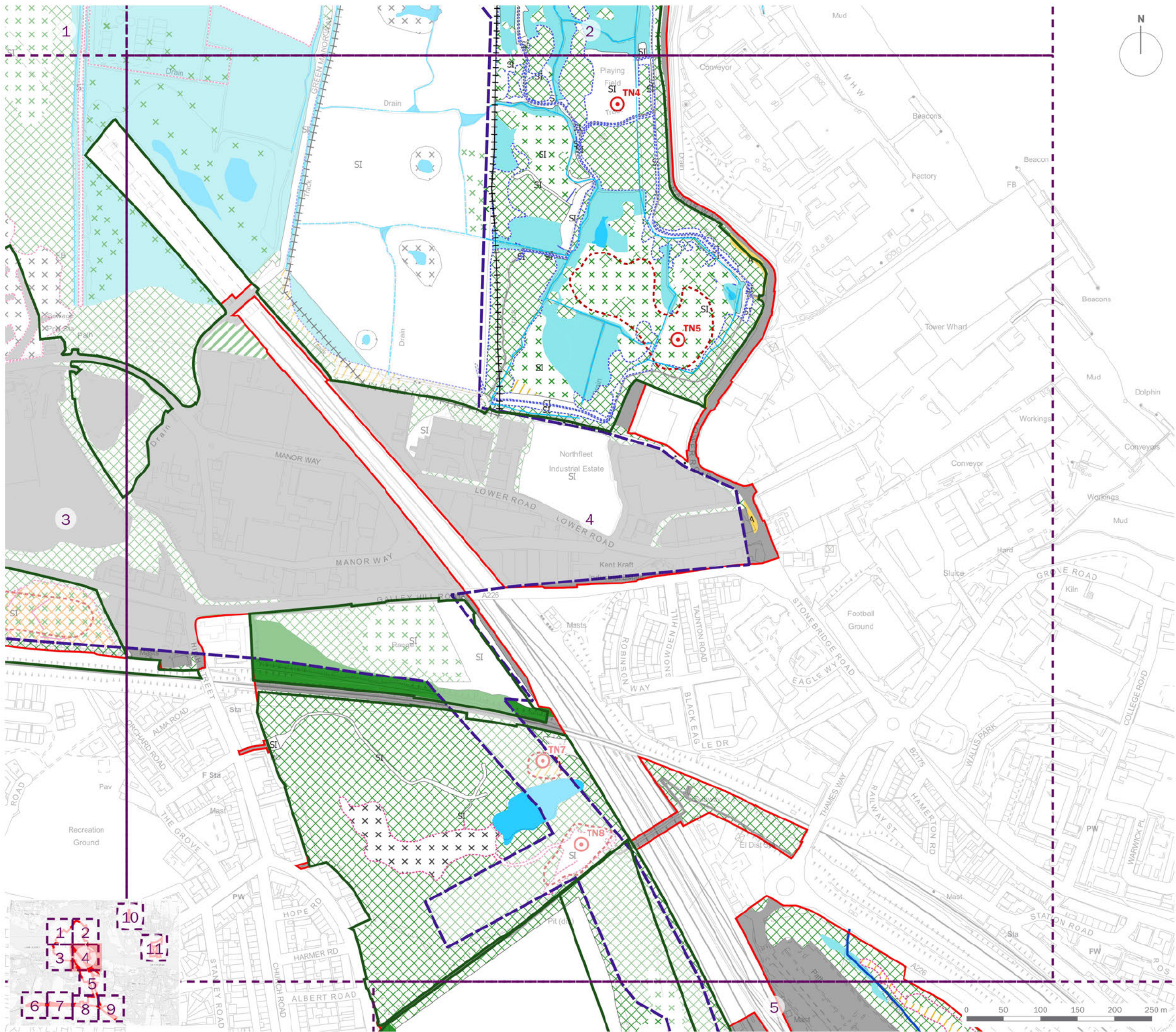
client  
**London Resort Company Holdings Limited**

project title  
**The London Resort**

drawing title  
**Figure 12.58: Habitat Impacts Plan (Sheet 3 of 11)**

date **25 JUNE 2021** drawn by **GY**  
drawing number **edp5988\_d174** checked **JB**  
scale **1:5,000 @ A3** QA





- Order Limits
- Built Development Boundary
- Swanscombe Peninsula SSSI
- Scattered Scrub
- Broadleaved Semi-natural Woodland
- Broadleaved Plantation Woodland
- Dense Continuous Scrub
- Tall Ruderal
- Arable
- Improved Grassland
- Poor Semi-improved Grassland
- Semi-improved Neutral Grassland
- Semi-improved Calcareous Grassland
- Matrix of Poor SI Grassland and Scattered Scrub
- Matrix of Poor SI Grassland and Tall Ruderal
- Matrix of Semi-improved Calcareous Grassland and Scattered Scrub
- Amenity Grassland
- Amenity Shrub Planting
- Ephemeral/short Perennial
- Marshy Grassland
- Saltmarsh
- Scattered Saltmarsh Vegetation
- Seaweed on Artificial Rocks
- Standing Water
- Moving Water (Tidal)
- Swamp
- Mud
- Marginal Vegetation
- Bare Ground
- Hardstanding
- Building
- Extent of Open Mosaic Habitat on Previously Developed Land
- Extent of Wetland Floodplain Mosaic (CFGM)
- Running Water (River Thames)
- River Ebbsfleet
- Wet Ditch
- Dry Ditch
- Fence
- Target Note

client  
**London Resort Company Holdings Limited**

project title  
**The London Resort**

drawing title  
**Figure 12.58: Habitat Impacts Plan (Sheet 4 of 11)**

date **25 JUNE 2021** drawn by **GY**  
drawing number **edp5988\_d174** checked **JB**  
scale **1:5,000 @ A3** QA



**DRAFT**



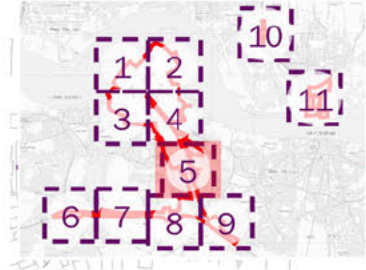
- Order Limits
- Built Development Boundary
- Swanscombe Peninsula SSSI
- Scattered Scrub
- Broadleaved Semi-natural Woodland
- Broadleaved Plantation Woodland
- Dense Continuous Scrub
- Tall Ruderal
- Arable
- Improved Grassland
- Poor Semi-improved Grassland
- Semi-improved Neutral Grassland
- Semi-improved Calcareous Grassland
- Matrix of Poor SI Grassland and Scattered Scrub
- Matrix of Poor SI Grassland and Tall Ruderal
- Matrix of Semi-improved Calcareous Grassland and Scattered Scrub
- Amenity Grassland
- Amenity Shrub Planting
- Ephemeral/short Perennial
- Marshy Grassland
- Saltmarsh
- Scattered Saltmarsh Vegetation
- Seaweed on Artificial Rocks
- Standing Water
- Moving Water (Tidal)
- Swamp
- Mud
- Marginal Vegetation
- Bare Ground
- Hardstanding
- Building
- Extent of Open Mosaic Habitat on Previously Developed Land
- Extent of Wetland Floodplain Mosaic (CFGF)
- Running Water (River Thames)
- River Ebbsfleet
- Wet Ditch
- Dry Ditch
- Fence
- Target Note

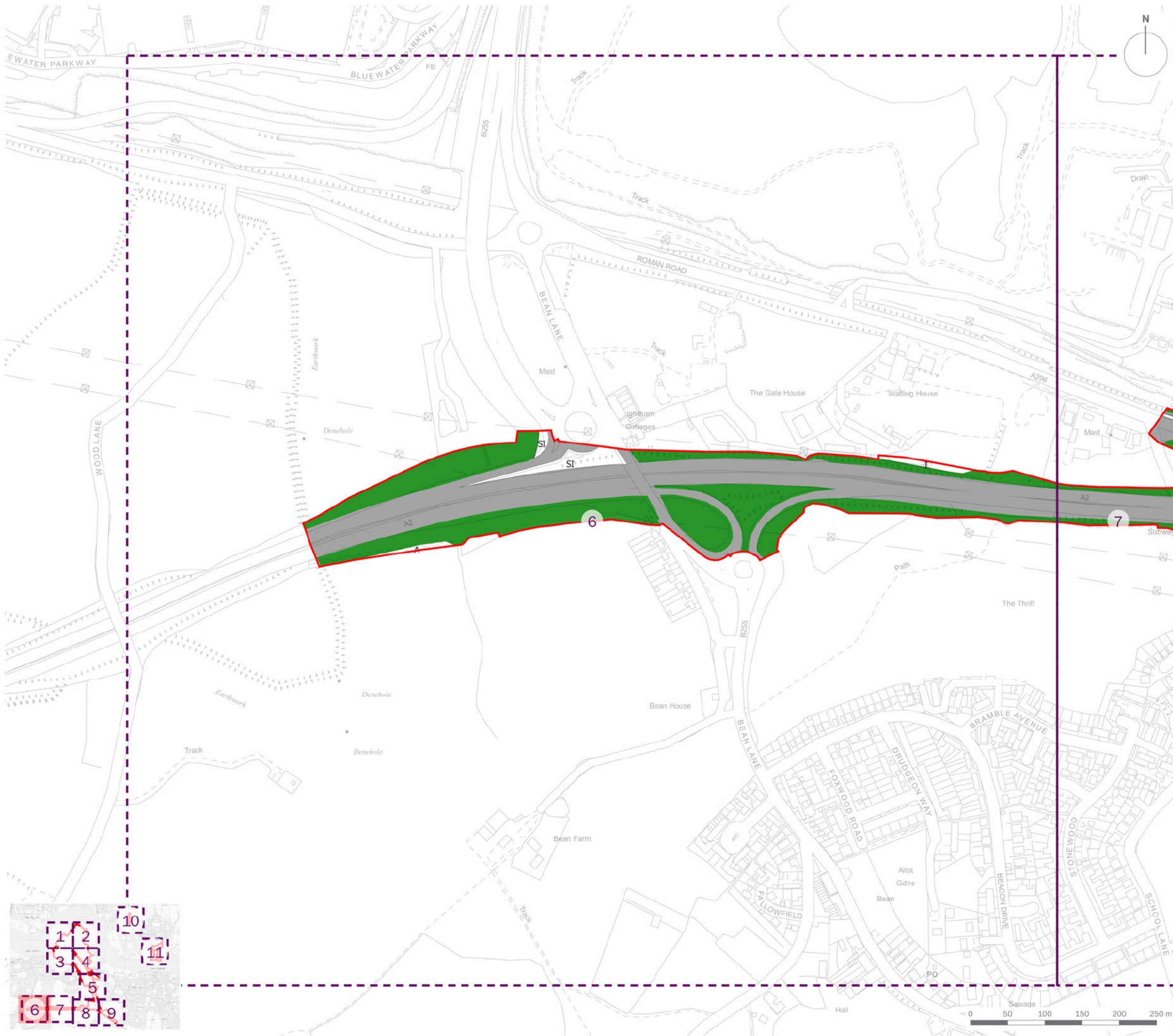
client  
**London Resort Company Holdings Limited**

project title  
**The London Resort**

drawing title  
**Figure 12.58: Habitat Impacts Plan (Sheet 5 of 11)**

date **25 JUNE 2021** drawn by **GY**  
 drawing number **edp5988\_d174** checked **JB**  
 scale **1:5,000 @ A3** QA





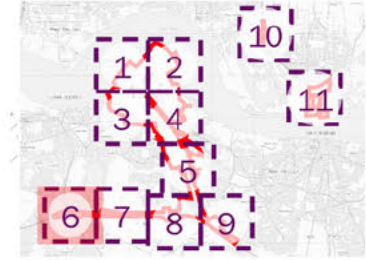
- Order Limits
- Built Development Boundary
- Swanscombe Peninsula SSSI
- x Scattered Scrub
- Broadleaved Semi-natural Woodland
- Broadleaved Plantation Woodland
- Dense Continuous Scrub
- Tall Ruderal
- A Arable
- I Improved Grassland
- SI Poor Semi-improved Grassland
- SI Semi-improved Neutral Grassland
- SI Semi-improved Calcareous Grassland
- Matrix of Poor SI Grassland and Scattered Scrub
- Matrix of Poor SI Grassland and Tall Ruderal
- Matrix of Semi-improved Calcareous Grassland and Scattered Scrub
- A Amenity Grassland
- Amenity Shrub Planting
- Ephemeral/short Perennial
- Marshy Grassland
- Saltmarsh
- Scattered Saltmarsh Vegetation
- Ga Seaweed on Artificial Rocks
- Standing Water
- Moving Water (Tidal)
- Swamp
- Mud
- Marginal Vegetation
- Bare Ground
- Hardstanding
- Building
- Extent of Open Mosaic Habitat on Previously Developed Land
- Extent of Wetland Floodplain Mosaic (CFGM)
- Running Water (River Thames)
- River Ebbsfleet
- Wet Ditch
- - - Dry Ditch
- Fence
- Target Note

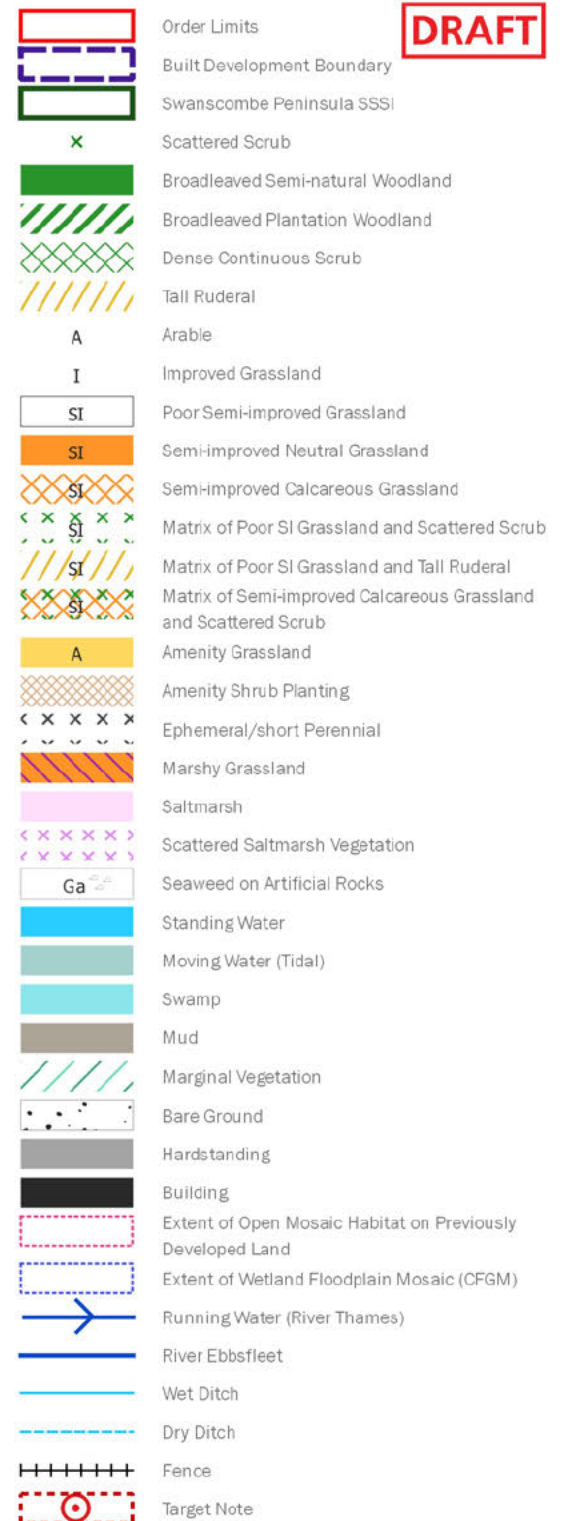
client  
**London Resort Company Holdings Limited**

project title  
**The London Resort**

drawing title  
**Figure 12.58: Habitat Impacts Plan (Sheet 6 of 11)**

date **25 JUNE 2021** drawn by **GY**  
drawing number **edp5988\_d174** checked **JB**  
scale **1:5,000 @ A3** QA



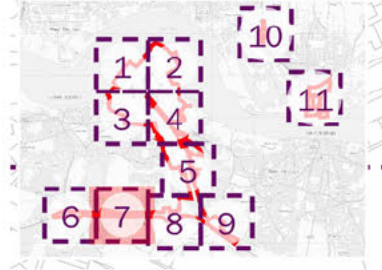


client  
**London Resort Company Holdings Limited**

project title  
**The London Resort**

drawing title  
**Figure 12.58: Habitat Impacts Plan (Sheet 7 of 11)**

|                |                     |          |           |
|----------------|---------------------|----------|-----------|
| date           | <b>25 JUNE 2021</b> | drawn by | <b>GY</b> |
| drawing number | <b>edp5988_d174</b> | checked  | <b>JB</b> |
| scale          | <b>1:5,000 @ A3</b> |          | <b>QA</b> |







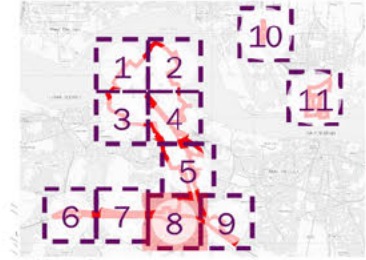
- Order Limits
- Built Development Boundary
- Swanscombe Peninsula SSSI
- Scattered Scrub
- Broadleaved Semi-natural Woodland
- Broadleaved Plantation Woodland
- Dense Continuous Scrub
- Tall Ruderal
- Arable
- Improved Grassland
- Poor Semi-improved Grassland
- Semi-improved Neutral Grassland
- Semi-improved Calcareous Grassland
- Matrix of Poor SI Grassland and Scattered Scrub
- Matrix of Poor SI Grassland and Tall Ruderal
- Matrix of Semi-improved Calcareous Grassland and Scattered Scrub
- Amenity Grassland
- Amenity Shrub Planting
- Ephemeral/short Perennial
- Marshy Grassland
- Saltmarsh
- Scattered Saltmarsh Vegetation
- Seaweed on Artificial Rocks
- Standing Water
- Moving Water (Tidal)
- Swamp
- Mud
- Marginal Vegetation
- Bare Ground
- Hardstanding
- Building
- Extent of Open Mosaic Habitat on Previously Developed Land
- Extent of Wetland Floodplain Mosaic (CFGF)
- Running Water (River Thames)
- River Ebbsfleet
- Wet Ditch
- Dry Ditch
- Fence
- Target Note

client  
**London Resort Company Holdings Limited**

project title  
**The London Resort**

drawing title  
**Figure 12.58: Habitat Impacts Plan (Sheet 8 of 11)**

date **25 JUNE 2021** drawn by **GY**  
drawing number **edp5988\_d174** checked **JB**  
scale **1:5,000 @ A3** QA





- Order Limits
- Built Development Boundary
- Swanscombe Peninsula SSSI
- x Scattered Scrub
- Broadleaved Semi-natural Woodland
- Broadleaved Plantation Woodland
- Dense Continuous Scrub
- Tall Ruderal
- Arable
- Improved Grassland
- Poor Semi-improved Grassland
- Semi-improved Neutral Grassland
- Semi-improved Calcareous Grassland
- Matrix of Poor SI Grassland and Scattered Scrub
- Matrix of Poor SI Grassland and Tall Ruderal
- Matrix of Semi-improved Calcareous Grassland and Scattered Scrub
- Amenity Grassland
- Amenity Shrub Planting
- x x x x Ephemeral/short Perennial
- Marshy Grassland
- Saltmarsh
- x x x x Scattered Saltmarsh Vegetation
- Seaweed on Artificial Rocks
- Standing Water
- Moving Water (Tidal)
- Swamp
- Mud
- Marginal Vegetation
- Bare Ground
- Hardstanding
- Building
- Extent of Open Mosaic Habitat on Previously Developed Land
- Extent of Wetland Floodplain Mosaic (CFGM)
- Running Water (River Thames)
- River Ebbsfleet
- Wet Ditch
- Dry Ditch
- Fence
- Target Note

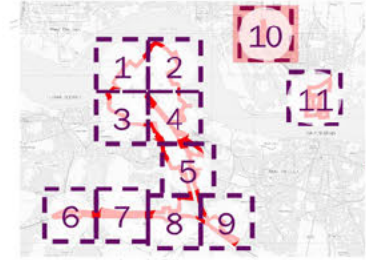
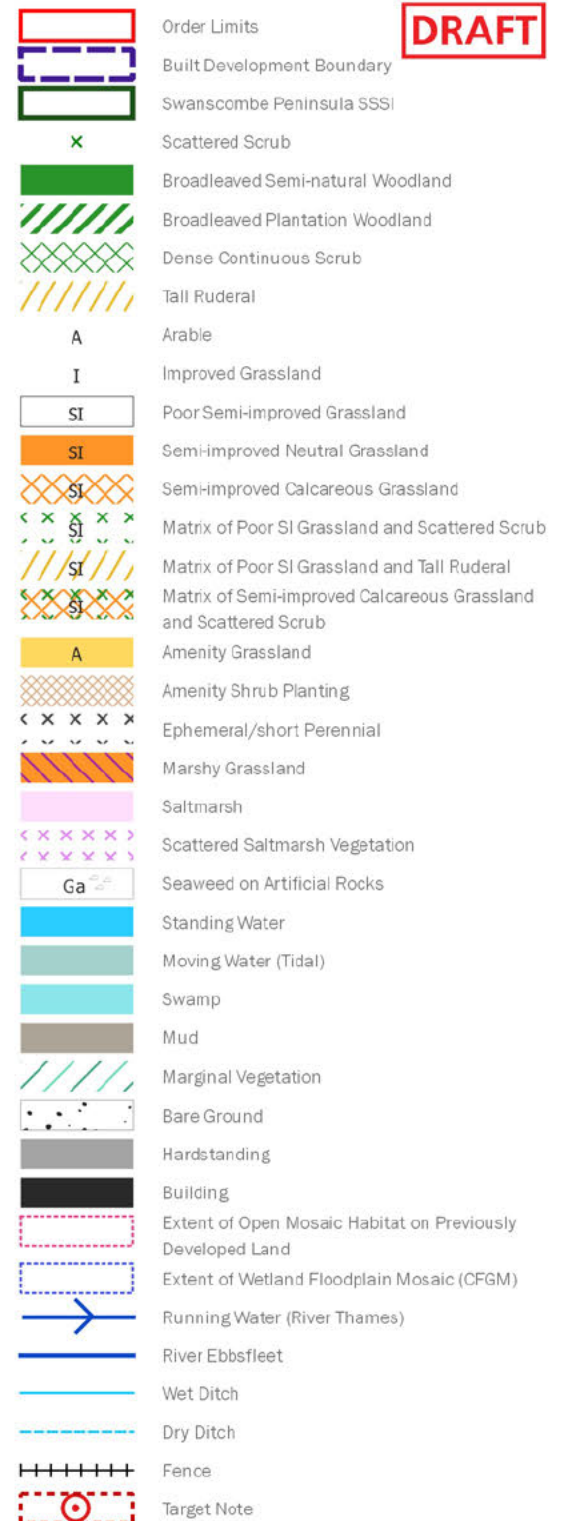
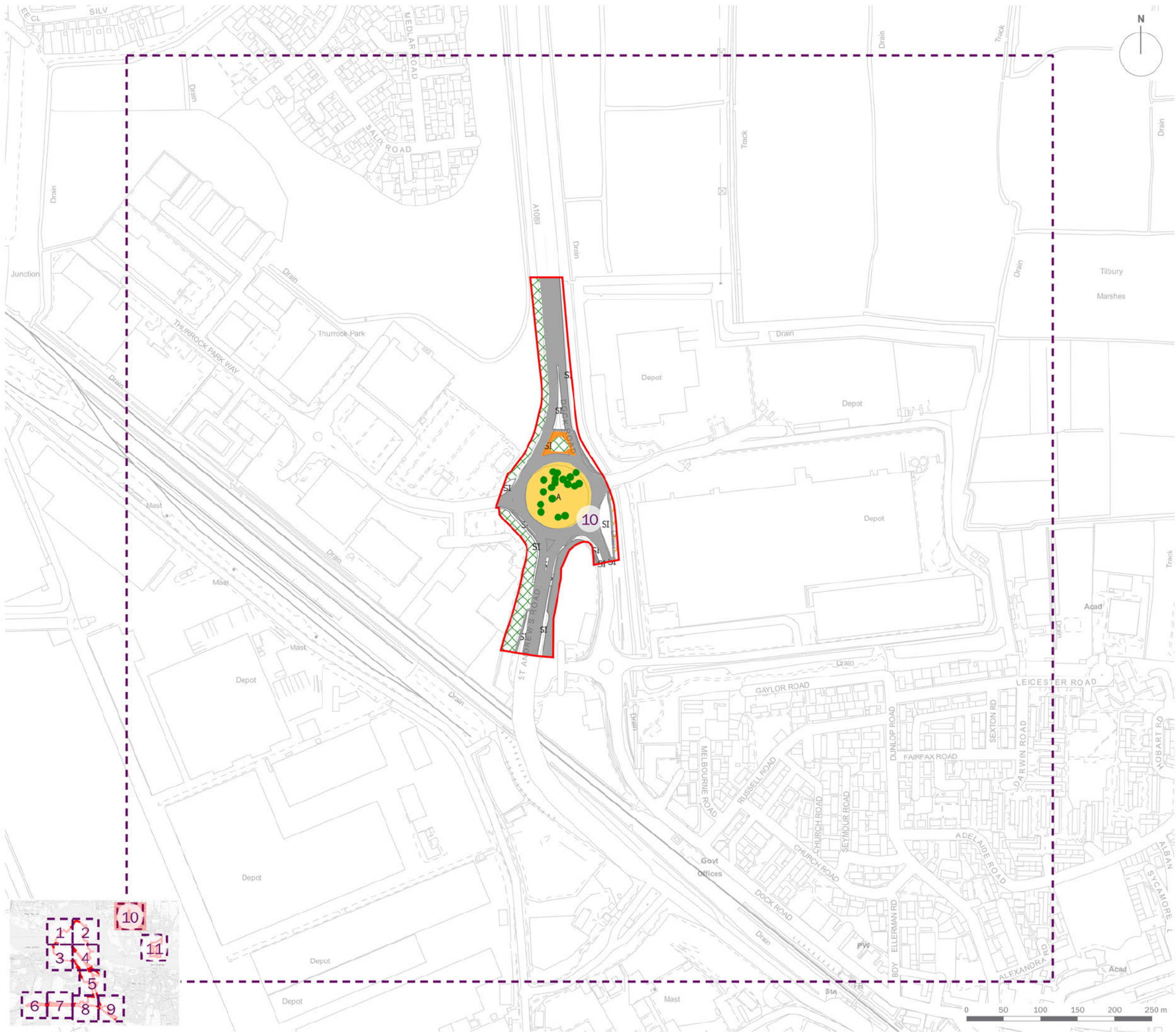
client  
**London Resort Company Holdings Limited**

project title  
**The London Resort**

drawing title  
**Figure 12.58: Habitat Impacts Plan (Sheet 9 of 11)**

date **25 JUNE 2021** drawn by **GY**  
drawing number **edp5988\_d174** checked **JB**  
scale **1:5,000 @ A3** QA





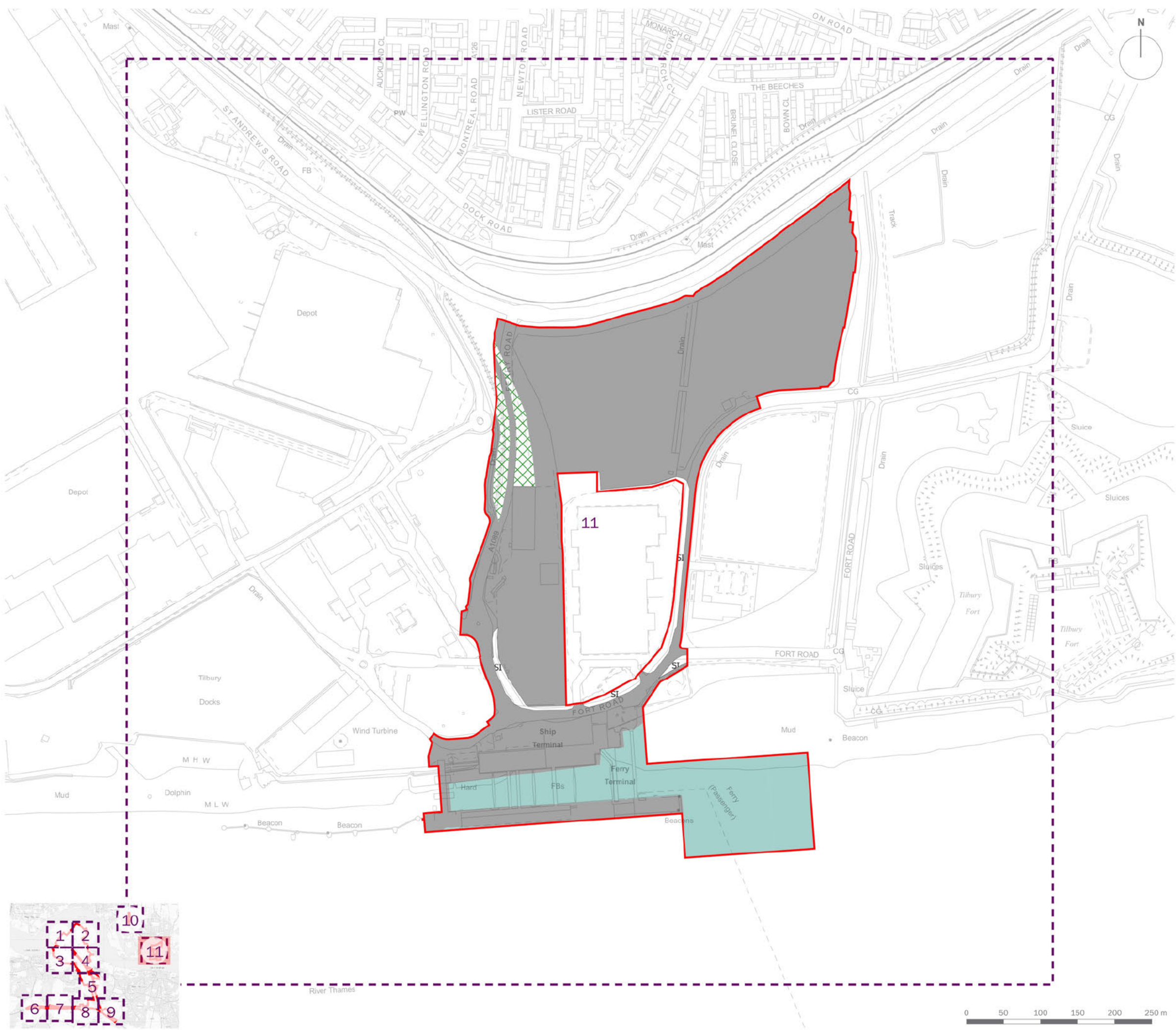
client  
**London Resort Company Holdings Limited**

project title  
**The London Resort**

drawing title  
**Figure 12.58: Habitat Impacts Plan (Sheet 10 of 11)**

date **25 JUNE 2021** drawn by **GY**  
drawing number **edp5988\_d174** checked **JB**  
scale **1:5,000 @ A3** QA





- Order Limits
- Built Development Boundary
- Swanscombe Peninsula SSSI
- Scattered Scrub
- Broadleaved Semi-natural Woodland
- Broadleaved Plantation Woodland
- Dense Continuous Scrub
- Tall Ruderal
- Arable
- Improved Grassland
- Poor Semi-improved Grassland
- Semi-improved Neutral Grassland
- Semi-improved Calcareous Grassland
- Matrix of Poor SI Grassland and Scattered Scrub
- Matrix of Poor SI Grassland and Tall Ruderal
- Matrix of Semi-improved Calcareous Grassland and Scattered Scrub
- Amenity Grassland
- Amenity Shrub Planting
- Ephemeral/short Perennial
- Marshy Grassland
- Saltmarsh
- Scattered Saltmarsh Vegetation
- Seaweed on Artificial Rocks
- Standing Water
- Moving Water (Tidal)
- Swamp
- Mud
- Marginal Vegetation
- Bare Ground
- Hardstanding
- Building
- Extent of Open Mosaic Habitat on Previously Developed Land
- Extent of Wetland Floodplain Mosaic (CFGM)
- Running Water (River Thames)
- River Ebbsfleet
- Wet Ditch
- Dry Ditch
- Fence
- Target Note

client  
**London Resort Company Holdings Limited**

project title  
**The London Resort**

drawing title  
**Figure 12.58: Habitat Impacts Plan (Sheet 11 of 11)**

date **25 JUNE 2021** drawn by **GY**  
drawing number **edp5988\_d174** checked **JB**  
scale **1:5,000 @ A3** QA

